

# Charmke®



**10W LED WORKLIGHT(230V)**

MODEL NO: COB10C

PART NO: 4003605

## ASSEMBLY & USER INSTRUCTIONS



ORIGINAL INSTRUCTIONS

GC1119 - ISS2

---

## INTRODUCTION

---

Thank you for purchasing this CLARKE portable worklight with carry handle and floor stand, suitable for indoor or outdoor use.

Before attempting to use this product, please read this manual thoroughly and follow the instructions carefully. In doing so you will ensure the safety of yourself and that of others around you, and you can look forward to your purchase giving you long and satisfactory service.

---

## ENVIRONMENTAL RECYCLING POLICY

---



Through purchase of this product, the customer is taking on the obligation to deal with the WEEE in accordance with the WEEE regulations in relation to the treatment, recycling & recovery and environmentally sound disposal of the WEEE.

In effect, this means that this product must not be disposed of with general household waste. It must be disposed of according to the laws governing Waste Electrical and Electronic Equipment (WEEE) at a recognised disposal facility.

---

## GUARANTEE

---

This product is guaranteed against faulty manufacture for a period of 12 months from the date of purchase. Please keep your receipt which will be required as proof of purchase.

This guarantee is invalid if the product is found to have been abused or tampered with in any way, or not used for the purpose for which it was intended.

Faulty goods should be returned to their place of purchase, no product can be returned to us without prior permission.

This guarantee does not effect your statutory rights.

---

## **SAFETY PRECAUTIONS**

---

1. This worklight must not be immersed in water.
2. Do not look directly into the lamp when switched on as this can damage the eyes.
3. If used with an extension cable always ensure that the extension cable is fully unwound.
4. Do not use this worklight if it has a broken lens, casing or damaged supply cable.
5. Always unplug the worklight before moving it or performing maintenance. Do not touch the lamp when your hands are wet.
6. Do not attempt to disassemble or repair the worklight.
7. Do not leave the worklight unattended when switched on. Always unplug the worklight when it is not in use.
8. Never unplug the worklight by holding the cable. Unplug by holding the plug.
9. Never use the worklight if the cable or plug are damaged.

## ELECTRICAL CONNECTION



**WARNING: READ THESE ELECTRICAL SAFETY INSTRUCTIONS THOROUGHLY BEFORE CONNECTING THE PRODUCT TO THE MAINS SUPPLY.**


Connect the mains lead to a standard, 230 Volt (50Hz) electrical supply through an approved BS 1363 plug, or a suitably fused isolator switch.

If the plug has to be changed because it is not suitable for your socket, or because of damage, it must be removed and a replacement fitted, following the wiring instructions shown below. The old plug must be discarded safely, as insertion into a power socket could cause an electrical hazard.

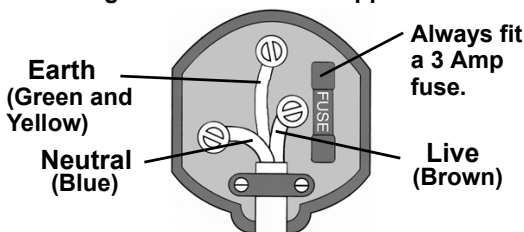


**WARNING: THE WIRES IN THE POWER CABLE OF THIS PRODUCT ARE COLOURED IN ACCORDANCE WITH THE FOLLOWING CODE:  
BLUE = NEUTRAL    BROWN = LIVE    YELLOW AND GREEN = EARTH**

If the colours of the wires in the power cable do not agree with the markings on the plug,

- The BLUE wire must be connected to the terminal which is marked N or coloured black.
- The BROWN wire must be connected to the terminal which is marked L or coloured red.
- The YELLOW AND GREEN wire must be connected to the terminal which is marked E or  or coloured green.

**Plug must be BS1363/A approved.**



**Ensure that the outer sheath of the cable is firmly held by the clamp**

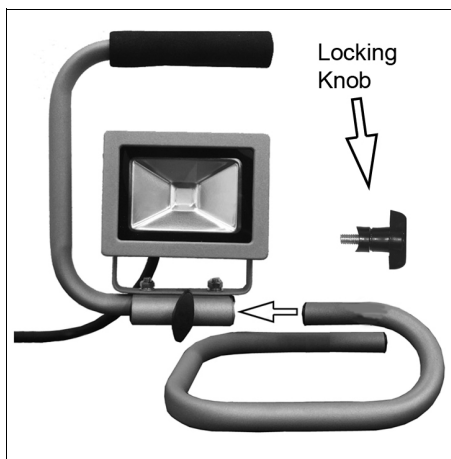
**We strongly recommend that this product is connected to the mains supply through a Residual Current Device (RCD)**

If you are not sure, consult a qualified electrician.

## ASSEMBLY

The lamp is mounted on a carry frame which is assembled as follows:

1. Remove the locking knob from the base of the carry frame, then insert the tubular base into the frame attachment, as shown.
2. Line up the holes in the two sections of the frame then replace and tighten the locking knob.



## CARE & STORAGE

1. When not in use, switch off & unplug from the power supply.
2. Store this product in a secure, dry place, out of the reach of children. DO NOT leave it exposed to the elements and avoid direct sunlight, direct heat, rain/moisture etc.
3. Keep the external surfaces clean. Avoid impact damage & do not allow this worklight to come into contact with abrasive or corrosive materials.
4. Do not use solvents, thinners or alcohol for cleaning, as these chemicals will damage the finish. With the worklight unplugged from the power supply, use a dry cloth to wipe over the components.
5. Only use extension leads that are of an appropriate power rating and suitable for the work environment. Inspect the extension lead regularly and replace if damaged.
6. The LED light source cannot be replaced but has a life expectancy of approximately 20000 hours.
7. Never use unauthorized accessories or attachments which can cause personal injury or damage to the worklight.
8. Do not attempt to repair or modify this product or attempt any electrical repair yourself. Consult the Clarke Service Department on 020 8988 7400.

## ERP TECHNICAL INFORMATION

<b>Model</b>	<b>COB10C</b>
Part No	4003605
Model type	L9601P
Dimensions (L x W x H)	180 x 156 x 250 mm
Weight	1.1 kg
Operating Temperature	-20°C to + 50°C
Light Source	COB LED
Input power (LED Wattage consumption)	10W
Light Output (Luminous flux)	800 lumen @ 1m
Fuse Rating	3A
Power Supply	230V @50Hz
Insulation Class	I
IP Rating	IP65
Energy Efficiency Class	A+
Colour Temperature	6500 K
Weighted Energy Consumption	10kWh /1000hr
Efficiency	80 Lm/W
Life expectancy of LED	20,000 hours
LED type	Epistar LED chip
Tilt adjustment	-90° to +90°

# DECLARATION OF CONFORMITY



**Clarke**<sup>®</sup>  
**INTERNATIONAL**

Hemnal Street, Epping, Essex CM16 4LG

## DECLARATION OF CONFORMITY

This is an important document and should be retained.

We hereby declare that this product(s) complies with the following directive(s):

2014/30/EU *Electromagnetic Compatibility Directive.*

2014/35/EU *Low Voltage Equipment Directive.*

2011/65/EU *Restriction of Hazardous substances.*

The following standards have been applied to the product(s):

*EN 60598-1:2015, EN 60598-2-4:1997, EN 60598-2-5:1998, EN 62493:2015, IEC 62778:2014,*

*EN 55015:2013, EN 61547:2009, EN61000-3-2:2013, EN 61000-3-3:2013.*

The technical documentation required to demonstrate that the product(s) meet(s) the requirement(s) of the aforementioned directive(s) has been compiled and is available for inspection by the relevant enforcement authorities.

The CE mark was first applied in: 2017

**Product Description:** 10W COB LED Light (110V), 10W COB LED (230V) with carry handle.  
**Model number(s):** COB10C/110, COB10C.  
**Serial / batch Number:** 4003600, 4003605.  
**Date of Issue:** 25/05/2017.

Signed:

J.A. Clarke  
Director

# A SELECTION FROM THE VAST RANGE OF

# Clarke®

## QUALITY PRODUCTS

### AIR COMPRESSORS

From DIY to industrial, Plus air tools, spray guns and accessories.

### GENERATORS

Prime duty or emergency standby for business, home and leisure.

### POWER WASHERS

Hot and cold, electric and engine driven - we have what you need

### WELDERS

Mig, Arc, Tig and Spot. From DIY to auto/industrial.

### METALWORKING

Drills, grinders and saws for DIY and professional use.

### WOODWORKING

Saws, sanders, lathes, mortisers and dust extraction.

### HYDRAULICS

Cranes, body repair kits, transmission jacks for all types of workshop use.

### WATER PUMPS

Submersible, electric and engine driven for DIY, agriculture and industry.

### POWERTOOLS

Angle grinders, cordless drill sets, saws and sanders.

### STARTERS/CHARGERS

All sizes for car and commercial use.



**PARTS & SERVICE: 0208 988 7400**  
E-mail: [Parts@clarkeinternational.com](mailto:Parts@clarkeinternational.com) or [Service@clarkeinternational.com](mailto:Service@clarkeinternational.com)  
**SALES: UK 01992 565333 or Export 00 44 (0)1992 565335**

**Clarke** INTERNATIONAL Hemnall Street, Epping, Essex CM16 4LG  
[www.clarkeinternational.com](http://www.clarkeinternational.com)